

A. Parts List

Quantities vary according to model purchased. Specifications subject to change without prior notice. For more details on hardware, please see the corresponding Hardware Reference Diagram for your barbecue model.



				OUTBACK® OMEGA RANGE		
	CODE	PART	QTY	OMEGA 100	OMEGA 200	OMEGA 300
Body Assembly	A1	Lava Rock Rack	1	✓*	✓*	✓*
	A2	Burner	1	✓*	✓*	✓*
	A3	Hood Handle	1	✓	✓	✓
	A4	Hood	1	✓*	✓*	✓*
	A5	Body	1	✓*	✓*	✓*
	A6	Grease Cup Holder	1	✓	✓	✓
	A7	Grease Cup	1	✓	✓	✓
	A8	Cooking Grill	1	✓*	✓*	✓*▲
	A9	Lava Rock (Bagged)	1	✓*	✓*	✓*
	A10	Gasket	8	✓*	✓*	✓*
	A11	Upper Hinge Bracket	2	✓*	✓*	✓*
	A12	Lower Hinge Bracket	2	✓*	✓*	✓*
	A13	Gas Collector Box	1	✓*	✓*	✓*
	A14	Main Electrode	1	✓*	✓*	✓*
	A15	Warming Rack	1			✓*
Upper Trolley	B1	Control Panel	1	✓*	✓*	✓*
	B2	Igniter Button	1	✓*	✓*	✓*
	B3	Knob	2	✓*	✓*	✓*
	B4	Body Handle	1	✓		
	B5	U-Bar	2	✓*	✓*	✓*
	B6	Hose	1	✓*	✓*	✓*
	B7	Plastic Side Shelf	▲		2	1
	B8	Side Burner Knob	1			✓*
	B9	Side Burner Grid	1			✓
	B10	Side Burner Shelf	1			✓
	B11	Side Burner Head	1			✓*
	B12	Side Burner Electrode	1			✓*
Lower Trolley	C1	Short Leg	2	✓	✓	✓
	C2	Axle	1	✓	✓	✓
	C3	Wheel	2	✓	✓	✓
	C4	Hubcap	2	✓	✓	✓
	C5	Screen	1	✓	✓	✓
	C6	Long Support Rod	2	✓	✓	✓
	C7	Stopper	2	✓*	✓*	✓*
	C8	Long Leg	2	✓	✓	✓
	C9	Short Support Rod	2	✓	✓	✓
	C10	Bottom Shelf	1		✓	✓
Hardware	D1	ST4.0x10 Screw	2	✓*	✓*	✓*
	D2	M5x10 Bolt	2	✓	✓	✓
	D3	M6x15 Bolt	4	✓		
	D4	M6x25 Bolt	8	✓	✓	✓
	D5	M6x40 Bolt	8		✓	✓
	D6	M6x45 Bolt	4	✓	✓	✓
	D7	M8 Locknut	2	✓	✓	✓
	D8	M6 Keps Nut	▲	4	12	12
	D9	Shelf Spacer	8		✓	✓

* Pre-Assembled

▲ Quantity and specification varies according to model purchased.

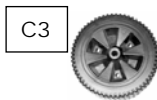
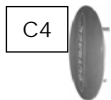
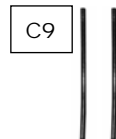

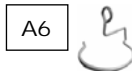
B1. Parts Diagram: Omega 100

Quantities vary according to model purchased. Specifications subject to change without prior notice. For more details on hardware, please see 'Hardware Reference Diagram: Omega 100.'



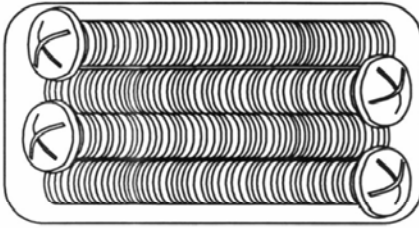
Pre-assembled body unit includes the following individual parts:

A2	A4	A5	A10	B1	B2	B3
A11	A12	A13	A14	B5	B6	

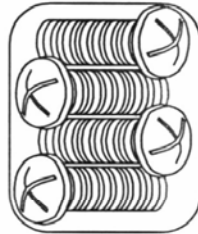


B2. Hardware Reference Diagram: Omega 100

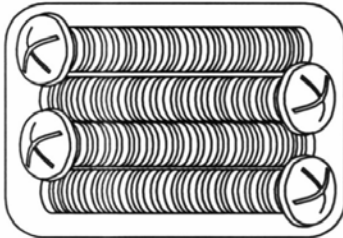
Specifications subject to change without prior notice.



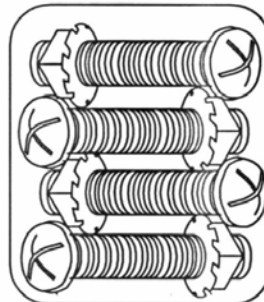
Part D6(4pcs)



Part D3(4pcs)



Part D4(4pcs)



Part D4(4pcs), D8(4pcs)