

Parts List

Quantities vary according to model purchased. Specifications subject to change without prior notice. For more details on hardware, please see 'Hardware Reference Diagram'.

	CODE	PART	QTY	Diamond 3 Burner	Diamond 6 Burner
HOOD	A1	Hood Handle	1	✓+▲	✓+▲
	A2				
	A3				
	A4	Hood (<i>Pre-Assembled to Body</i>)	1	✓+▲	✓+▲
	A5	Hood Panel	1	✓+	✓+
	A6	Heat Indicator and Nuts	1	✓+	✓+
BODY	B1	Barbecue Body	1	✓▲	✓▲
	B2	Burner	★	3	6
	B3	Burner Clip	★	3	6
	B4	Control Panel	1	✓+▲	✓+▲
	B5	Knob	★	3	6
	B6	Drip Tray	1	✓▲	✓▲
	B7	Drip Pan	1	✓	✓
	B8	Foil Liner	1	✓	✓
	B9	Lava Rock Basket	2	✓▲	✓▲
	B10	Lava Rock Pack (<i>in Basket</i>)	2	✓+▲	✓+▲
	B11	Grill	2	✓▲	✓▲
	B12	Griddle	1	✓▲	✓▲
	B13	Hose/Regulator Assembly	1	✓	✓
	B14	Warming Basket	1	✓+▲	✓+▲
TROLLEY	C1	L/H Side Shelf	1	✓	✓
	C2	Side Shelf Shield	1	✓▲	✓▲
	C3	Front Left Endcap	1	✓▲	✓▲
	C4	Rear Left Endcap	1	✓▲	✓▲
	C5	Utensil Tray	2	✓	✓
	C6	R/H Side Shelf	1	✓▲	✓▲
	C7	R/H Insert	1	✓+	✓+
	C8	Front Left Leg	1	✓	✓
	C9	Rear Left Leg	1	✓	✓
	C10	Front Right Leg	1	✓	✓
	C11	Rear Right Leg	1	✓	✓
	C12	Bottom Slat Assembly	1	✓▲	✓▲
	C13	Base Tray	1	✓▲	✓▲
	C14	Gas Bottle Holder	1	✓▲	✓▲
	C15	Trolley Foot	1	✓▲	✓▲
	C16	Hubcap	2	✓▲	✓▲
	C17	Wheel	2	✓	✓
	C18	Locknut	2	✓	✓
	C19	Axle	1	✓	✓
	C20	Retaining Rod	1	✓	✓
	C21	Gas Bottle Strap	1	✓	✓
HARDWARE	D1	Countersunk Screw, M4x15	4	✓	✓
	D2	Screw, M6x15	24	✓	✓
	D3	Washer	4	✓	✓
	D4	Screw, M6x35	16	✓	✓
	D5	Screw, M5x10	4	✓	✓
	D6	Nut, M5	4	✓	✓
ROTISSERIE	E1	Rotisserie Handle	1	✓	✓
	E2	Fork	2	✓	✓
	E3	Spit Rod	1	✓	✓
	E4	Motor	1	✓	✓
	E5	L/H Bracket	1	✓	✓
	E6	R/H Bracket	1	✓	✓

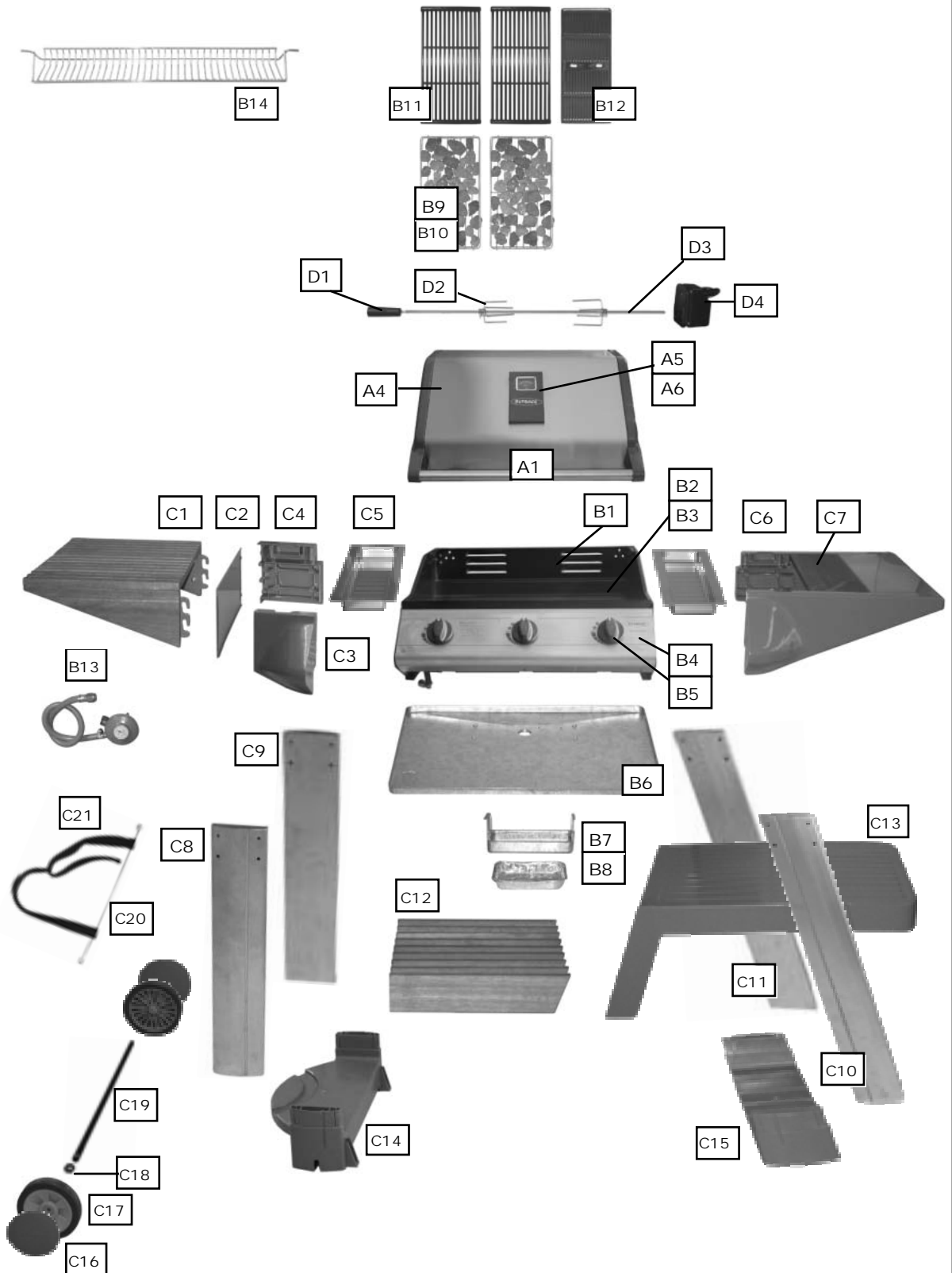
✚ Pre-Assembled Component

★ Quantity varies according to model purchased

▲ Appearance, size, and construction may differ according to model purchased

Parts Diagrams

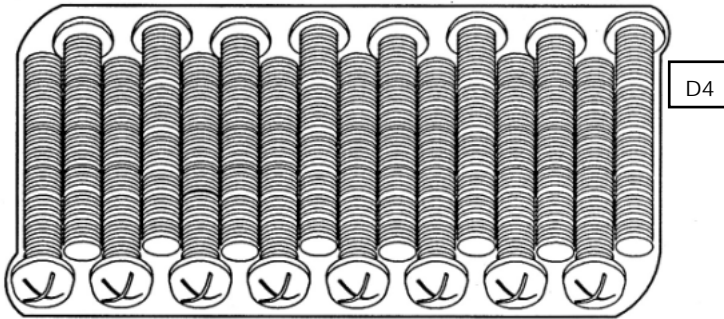
Quantities vary according to model purchased. Specifications subject to change without prior notice. For more details on hardware, please see 'Hardware Reference Diagram.'



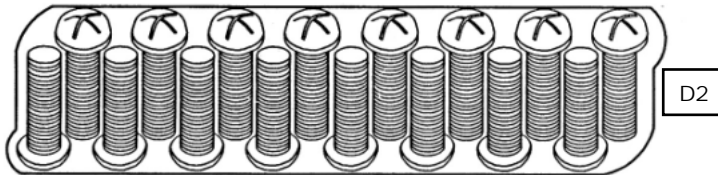
Hardware Reference Diagram

Specifications subject to change without prior notice.

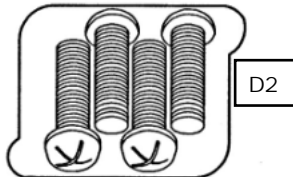
SCREW M6X35 16PCS



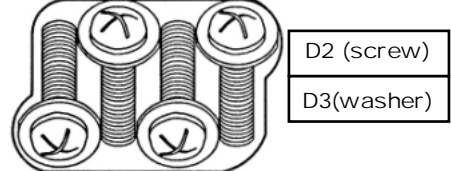
SCREW M6X15 16PCS



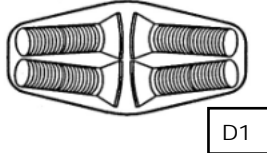
SCREW M6X15 4PCS



SCREW M6X15 4PCS
WASHER $\phi 6.5$ 4PCS



SCREW M4X15 4PCS



SCREW M5X10 4PCS
NUT M5 4PCS

